

GENESIS G70



All prices are retail prices of Genesis Motor Deutschland GmbH with delivery and registration fees, including VAT. Including our 5 Year Care Plan and 5 years' warranty, according our 5 year Care Plan and warranty terms and conditions.

GENESIS G70	Model Line	Engine	Colour	Optional Equipment
	Model Line	Price	Main standard features	
			Exterior	Dual front LED headlamps (low & high projection) including high beam assist • Dual rear muffler (Single twin muffler for diesel) black paint & chrome coating (only on petrol) • Rear diffuser in body color (ONLY ON PETROL) • Electrochromatic outside rearview mirror • LED Daytime Running Light (DRL) • LED rear stop lamp • LED rear fog lamps • LED rear combination lamp • Lighting backup guidelines • Outside rearview mirrors electrical adjustment, heated & electrical folding • Outside door handles in body color • Puddle lamp with logo • Upper chrome radiator grille (only for pearl or metallic exterior color)
			Wheels	Brembo premium brakes • Alloy wheels 18 inch (Light Metallic) • Tire pressure monitoring system
			Interior	Center armrest • Console storage box • Drink holder at center armrest • Leather knob • Perforated leather with metal grain steering wheel • Soft paint interior trim • Fabric headlining • Fabric A/B/C pillars • Sunvisor (driver & passenger)
			Seats	Electric lumbar support (driver) • Electric seat adjustment (driver & passenger) • Headrest adjustment (up/down/back/forth) • Electric height adjustment (driver) • Leatherette dashboard • Leatherette seat cover • 60:40 split back folding & cushion for 3 passengers • Heated seats (front)
			Safety	Driver & passenger airbag • Front thorax & pelvis, rear thorax & side curtain (FF & RR) airbag • Driver knee airbag • Centre side (front) airbag • ABS + ESC + HAC + MCB (Multi-Collision Brake) • eCall (Europe)
			Advanced safety	SCC (Smart Cruise Control) with stop & start • Rear BCA (Blind-spot Collision-avoidance Assist) • LKA (Lane Keeping Assist) • FCA (Forward Collision-avoidance Assist) • ISLA (Intelligent Speed Limit Assist) • MSLA (Manual Speed Limit Assist) • LFA (Lane Following Assist) • HDA (Highway Driving Assist)
			Infotainment	10.25 inch screen with navigation, DAB radio & Genesis Connected Services • Apple Carplay & Android Auto • Speakers front door • Speakers rear door low • Tweeter • Steering wheel audio remote control • Bluetooth Voice recognition
			Convenience	Manual tilt & telescopic steering wheel • EPB (Electric Parking Brake) with autohold • ISOFIX child anchor: upper & lower (rear) • Temporary Mobility Kit (TMK) • Auto headlights & dusk sensor • Front side laminated glass • Windshield acoustic film • Smart key & button start • Immobilizer • Central door lock driver's control • 8 inch dashboard cluster TFT display • Electrochromatic interior mirror (ECM) with homelink • Front & rear parking sensors • RVM (Rear View Monitor camera) with dynamic guidelines on screen • Rain sensor • 12V power outlet for front • USB charger console inside (1 port) • Wireless phone charger • 1 USB charger in front • Rear USB charger console outside (2 ports) • Front air condition with dual zone adjustment • Auto window defogger • Auto up/down windows • Seat occupant detection • Premium interior cabin filter • Air purification • Paddle shifter • Electric rear tailgate opening
Premium	Diesel 2.2 8AT RWD 147 kW (200 PS) 2FC5J / DX1 44,980 €¹ Genesis G70 2.2D RWD 147 kW (200 PS) diesel, 8-speed gearbox - energy consumption combined: 6.8 l/100 km; CO ₂ -emissions combined: 178 g/km; CO ₂ -class: G; (according to WLTP) ²			
	Petrol 2.0T Plus 8AT RWD 180 kW (245 PS) 2FC5J / GX1 46,880 €¹ Genesis G70 2.0T RWD180 kW (245 PS) petrol, 8-speed gearbox - energy consumption combined: 8.9 l/100 km; CO ₂ -emissions combined: 201 g/km; CO ₂ -class: G; (according to WLTP) ²			

¹All prices are retail prices of Genesis Motor Deutschland GmbH with delivery and registration fees, including VAT.

²For more information on official fuel/power consumption and CO₂ emission data for new cars, please refer to the "Guide on the Fuel Economy, CO₂ Emissions and Power Consumption of All New Passenger Car Models Offered for Sale on the German Market" published free of charge by DAT Deutsche Automobil Treuhand GmbH, Hellmuth-Hirth-Straße 1, D-73760 Ostfildern, Germany, <https://www.dat.de/co2>

The consumption and emission values shown on the Genesis website are based on the Worldwide Harmonised Light Vehicles Test Procedure (WLTP). Further information on the WLTP measurement procedures can be found at <https://www.genesis.com/de/de/wltp.html>

Model Line	Price	Sport includes main standard features of Premium	
Sport	Diesel 2.2 8AT RWD 147 kW (200 PS) 2FC5J / DX3 47,880 €¹ Genesis G70 2.2D RWD 147 kW (200 PS) diesel, 8-speed gearbox - energy consumption combined: 6.8 l/100 km; CO ₂ -emissions combined: 178 g/km; CO ₂ -class: G; (according to WLTP) ²	Exterior	Sport appearance • Dark tinted chrome grill • Dark polished chrome grill surroundings • Dark polished stainless steel door frame modling • Dark polished chrome side mirrors
	Diesel 2.2 8AT AWD 147 kW (200 PS) 2FC5K / DX4 49,980 €¹ Genesis G70 2.2D AWD 147 kW (200 PS) diesel, 8-speed gearbox - energy consumption combined: 7.4 l/100 km; CO ₂ -emissions combined: 194 g/km; CO ₂ -class: G; (according to WLTP) ²	Wheels	Alloy wheels 19 inch (Dark Sputtering) • Brake caliper colour red (NOT AVAILABLE FOR EXTERIOR COLOURS *HALLASAN GREEN* AND *CAVENDISH RED*) • Michelin Tires
	Petrol 2.0T Plus 8AT RWD 180 kW (245 PS) 2FC5J / GX3 49,780 €¹ Genesis G70 2.0T RWD180 kW (245 PS) petrol, 8-speed gearbox - energy consumption combined: 8.9 l/100 km; CO ₂ -emissions combined: 201 g/km; CO ₂ -class: G; (according to WLTP) ²	Interior	Heated steering wheel • Metal pedals
	Petrol 2.0T Plus 8AT AWD 180 kW (245 PS) 2FC5K / GX4 51,880 €¹ Genesis G70 2.0T RWD180 kW (245 PS) petrol, 8-speed gearbox - energy consumption combined: 8.9 l/100 km; CO ₂ -emissions combined: 201 g/km; CO ₂ -class: G; (according to WLTP) ²	Seats	Leather seat cover
		Convenience	ECS (Electronic Control Suspension) • Limited slip differential (only for RWD)

¹All prices are retail prices of Genesis Motor Deutschland GmbH with delivery and registration fees, including VAT.

² For more information on official fuel/power consumption and CO₂ emission data for new cars, please refer to the "Guide on the Fuel Economy, CO₂ Emissions and Power Consumption of All New Passenger Car Models Offered for Sale on the German Market" published free of charge by DAT Deutsche Automobil Treuhand GmbH, Hellmuth-Hirth-Straße 1, D-73760 Ostfildern, Germany, <https://www.dat.de/co2>

The consumption and emission values shown on the Genesis website are based on the Worldwide Harmonised Light Vehicles Test Procedure (WLTP). Further information on the WLTP measurement procedures can be found at <https://www.genesis.com/de/de/wltp.html>

COLOURS AND TRIM

EXTERIOR COLOURS – PREMIUM












Solid	Metallic	Pearl	Pearl Metallic	Matte							
Alta White 0 €	Savile Silver 820 €	Makalu Grey 820 €	Capri Blue 820 €	Uyuni White 820 €	Tasman Blue 820 €	Vatna Grey 820 €	Kawah Blue 820 €	Vik Black 820 €	Hallasan Green 820 €	Bond Silver 1,240 €	Makalu Grey Matte 1,240 €

EXTERIOR COLOURS – SPORT




Solid	Metallic	Pearl	Pearl Metallic	Matte								
Alta White 0 €	Savile Silver 820 €	Makalu Grey 820 €	Capri Blue 820 €	Uyuni White 820 €	Tasman Blue 820 €	Vatna Grey 820 €	Kawah Blue 820 €	Vik Black 820 €	Hallasan Green 820 €	Cavendish Red 820 €	Bond Silver 1,240 €	Makalu Grey Matte 1,240 €

COLOURS AND TRIM

INTERIOR COLOURS

Premium (leatherette)	 Obsidian Black	 Fog Grey / Obsidian Black	
Premium Optional (leather)	 Obsidian Black	 Fog Grey / Obsidian Black	
Premium Optional (Luxury Pack)	 Obsidian Black	 Fog Grey / Obsidian Black	 Dune / Obsidian Black
Sport Standard (leather)	 Obsidian Black with Red Stitching		
Sport Optional (nappa leather)	 Obsidian Black with Red Stitching	 Fog Grey / Obsidian Black	 Sevilla Red / Obsidian Black

TRIM

Premium (Standard)	 Black High Glossy
Premium (Optional)	 Aluminum Diamond Pattern
Sport	 Aluminum Sport dark stripe pattern

Some illustrations show optional equipment.

WHEELS AND TYRES



18" Alloy
Light Metallic
Premium Standard



18" Alloy
Dark Hyper Silver
Premium Optional



18" Alloy
Rear Steel Grey
Premium Optional



Summer
ContiSportContact 5
225/45 R18 95 Y XL

The image shows a standard European energy label for a tyre. At the top left is the European Union flag and the word "ENERGY" with a lightning bolt icon. To the right is a QR code. Below this, the brand "Continental" and the number "0358511" are listed. The tyre size "225/45 R 18 95 Y XL" and the class "C1" are also present. The label features two sets of energy efficiency scales: one for rolling resistance (left) and one for wet grip (right). The rolling resistance scale has arrows for A (green), B (light green), C (yellow), D (orange), and E (red), with a black arrow pointing to C. The wet grip scale has arrows for A (dark blue), B (medium blue), C (light blue), D (very light blue), and E (white), with a black arrow pointing to A. At the bottom, there is a noise level indicator showing a speaker icon with "72 dB" and a scale for A, B, and C. A small vertical number "2020/749" is located at the bottom right corner of the label.

WHEELS AND TYRES



19" Alloy
Dark Sputtering
Premium Optional
Sport Optional




19" Alloy
Dark Sputtering
Sport Standard



19" Alloy
Grey Matt
Sport Optional



Petrol
Summer
Pilot Sport 4 (Pilot Sport 4 S on Sport)
225/40 R19 93 Y (FW)
255/35 R19 96 Y (RW)



Diesel
Summer
Pilot Sport 4
225/40ZR19 93 Y XL (FW)
255/35ZR19 96 Y XL (RW)

ENERGY

MICHELIN 323499

225/40R19 93 Y C1

A	A
B	B
C	C
D	D
E	E

D **B**

71 dB

2020/740

ENERGY

MICHELIN 761740

255/35R19 96 Y C1

A	A
B	B
C	C
D	D
E	E

D **B**

71 dB

2020/740

ENERGY

MICHELIN 354369

225/40ZR19 (93Y) XL C1

A	A
B	B
C	C
D	D
E	E

D **A**

71 dB

2020/740

ENERGY

MICHELIN 133870

255/35ZR19 (96Y) XL C1

A	A
B	B
C	C
D	D
E	E

C **A**

71 dB

2020/740

OPTIONAL EQUIPMENT

Available extras and packs

Premium & Sport	Innovation Pack	Dual front LED headlamps (low & high projection) with adaptive driving beam • 12.3 inch dashboard cluster 3D TFT display • Head-up display • SVM (Surround View Monitor) • BVM (Blind-spot View Monitor)	2,940 €
	Comfort Seat Pack	Electric tilt & telescopic steering wheel with memory function • Memory function for driver seat • Air support system (driver) • Electric lumbar support for passenger • Walk-in device (front passenger seat controls from 2nd row) • Electric cushion extension (driver) • Electric side bolster (driver) • Heated seats (rear) • Ventilated seats (front)	2,350 €
	Lexicon Audio System	Lexicon audio system • Speakers rear package tray • Tweeter (front & rear), external amp (mid) & center (front) speaker	870 €
	Spare tire	Temporary spare tire	40 €
	Sunroof	Electric sunroof	1,060 €
Additional options only for Premium	Seat covering	Leather seat covering • Aluminium interior garnish	770 €
	Wheels	Alloy wheels 18 inch (Dark Hyper Silver or Rear Steel Grey)	330 €
	Luxury Pack	Alloy wheels 19 inch (Dark Sputtering) • Michelin tire • ECS (Electronic control suspension) • Nappa leather seat cover • Suede handling • Suede A/B/C pillars • Suede sunvisor (driver & passenger) • Heated steering wheel • Aluminium interior garnish	4,880 €
Additional options only for Sport	Wheels	Alloy wheels 19 inch (Dark Sputtering or Grey Matt)	400 €
	Nappa Leather Seat Pack	Nappa leather seat cover • Suede headlining • Suede A/B/C pillars • Suede sunvisor (driver & passenger)	2,720 €

TECHNICAL SPECIFICATIONS – PETROL

BODY

	2.0T Plus 8AT RWD	2.0T Plus 8AT AWD
No. of doors / seats	4 / 5	
Length / Width / Height (running order)	4685 mm / 1850 mm / 1400 mm	
Wheelbase	2835 mm	
Track, front / rear	1592 mm / 1596 mm	
Overhang, front / rear	805 mm / 1045 mm	
Minimum ground clearance	130 mm	
Minimum turning circle	11 m	
Fuel tank capacity	60 l	
Mass in running order (minimum)	1727 kg	1748 kg
Max. laden mass	2140 kg	2200 kg
Max. mass on each axle, front / rear	1115 kg / 1220 kg	
Luggage comp. capacity (VDA)	330 l	

TRANSMISSION

	2.0T Plus 8AT RWD	2.0T Plus 8AT AWD
Transmission Type of Gearbox	8 speed automatic	
Gear ratios: I	3.964	
Gear ratios: II	2.468	
Gear ratios: III	1.610	
Gear ratios: IV	1.176	
Gear ratios: V	1.000	
Gear ratios: VI	0.832	
Gear ratios: VII	0.652	
Gear ratios: VIII	0.565	
Gear ratios: Rev	2.273	

DRIVING DYNAMICS AND SAFETY

	2.0T Plus 8AT RWD	2.0T Plus 8AT AWD
Suspension type, front	Macpherson Strut	
Suspension type, rear	Multi Link	
Brake type, front	1 pot-caliper brake, Φ 345 mm 4 pot-caliper brake, Φ 350 mm (Brembo)	
Brake type, rear	1 pot-caliper brake, Φ 330 mm 2 pot-caliper brake, Φ 340 mm (Brembo)	
Steering	R-MDPS, Rack & Pinion	
Steering ratio	12.5	
Tyres, front / rear	225/45 R18 / 225/45 R18 225/40ZR19 / 255/35ZR19	
Rims, front / rear	8.0J x 18 / 8.0J x 18 8.0J x 19 / 8.5J x 19	

ENGINE

	2.0T Plus 8AT RWD	2.0T Plus 8AT AWD
Cylinder config./valves in-line	I4 / 16-VALVE HLA	
Effective capacity	1998 cm ³	
Bore x Stroke	86 mm x 86 mm	
Compression ratio	10	
Max. output	180 kW (245 PS) / 6200 rpm	
Max. torque	353 Nm / 3500 rpm	

FUEL CONSUMPTION AND EMISSIONS - WLTP*

	2.0T Plus 8AT RWD	2.0T Plus 8AT AWD
Combined (low/high – l/100 km)	8.0 / 8.9	9.1 / 9.6
Combined CO ₂ (low/high – g/km)	181 / 201	206 / 217
LOW phase (low/high – l/100 km)	12.9 / 13.3	14.3 / 14.9
MID phase (low/high – l/100 km)	7.8 / 8.6	9.0 / 9.5
HIGH phase (low/high – l/100 km)	6.6 / 7.5	7.7 / 8.1
EXTRA HIGH phase (low/high – l/100 km)	7.4 / 8.5	8.4 / 8.9
LOW phase (low/high – g/km)	293 / 302	325 / 339
MID phase (low/high – g/km)	178 / 195	204 / 216
HIGH phase (low/high – g/km)	149 / 170	174 / 183
EXTRA HIGH phase (low/high – g/km)	169 / 194	191 / 203
CO ₂ -class	G	
Emission rating	Euro 6D	

PERFORMANCE

	2.0T Plus 8AT RWD	2.0T Plus 8AT AWD
Acceleration 0–100 km/h	6.1 sec	6.6 sec
Acceleration 80–120 km/h	4.5 sec	4.9 sec
Top speed	240 km/h	
Noise level, moving	69 dB(A)	

*The consumption and emission values shown on the Genesis website are based on the Worldwide Harmonised Light Vehicles Test Procedure (WLTP). Further information on the WLTP measurement procedures can be found at www.genesis.com/de/en/wltp.html. The optional equipment you have selected during configuration may result in your configured model corresponding to a different approved vehicle type than a vehicle without the optional equipment. This may also cause deviations in the values for the configured model.

For more information on official fuel consumption and CO₂ emission data for new cars, please refer to the 'Guide on the Fuel Economy, CO₂ Emissions and Power Consumption of All New Passenger Car Models Offered for Sale on the German Market' published free of charge by DAT Deutsche Automobil Treuhand GmbH, Hellmuth-Hirth-Straße 1, D-73760 Ostfildern, Germany, www.dat.de/co2/.

TECHNICAL SPECIFICATIONS – DIESEL

BODY

	2.2 8AT RWD	2.2 8AT AWD
No. of doors/seats	4 / 5	
Length/width/height (running order)	4685 mm / 1850 mm / 1400 mm	
Wheelbase	2835 mm	
Track, front/rear	1592 mm / 1596 mm	
Overhang, front/rear	805 mm / 1045 mm	
Minimum ground clearance	130 mm	
Minimum turning circle	11 m	
Fuel tank capacity	60 l	
Mass in running order (minimum)	1793 kg	1858 kg
Max. laden mass	2240 kg	2300 kg
Max. mass on each axle, front/rear	1115 kg / 1220 kg	
Luggage comp. capacity (VDA)	330 l	

TRANSMISSION

	2.2 8AT RWD	2.2 8AT AWD
Transmission Type of Gearbox	8 speed automatic	
Gear ratios: I	3.964	
Gear ratios: II	2.468	
Gear ratios: III	1.610	
Gear ratios: IV	1.176	
Gear ratios: V	1.000	
Gear ratios: VI	0.832	
Gear ratios: VII	0.652	
Gear ratios: VIII	0.565	
Gear ratios: Rev	2.273	

DRIVING DYNAMICS AND SAFETY

	2.2 8AT RWD	2.2 8AT AWD
Suspension type, front	Macpherson Strut	
Suspension type, rear	Multi Link	
Brake type, front	1 pot-caliper brake, Φ 345 mm 4 pot-caliper brake, Φ 350 mm (Brembo)	
Brake type, rear	1 pot-caliper brake, Φ 330 mm 2 pot-caliper brake, Φ 340 mm (Brembo)	
Steering	R-MDPS, Rack & Pinion	
Steering ratio	12.5	
Tyres, front / rear	225/50 R17 / 225/50 R17 225/45 R18 / 225/45 R18 225/40ZR19 / 255/35ZR19	
Rims, front / rear	7.0J x 17 / 7.0J x 17 8.0J x 18 / 8.0J x 18 8.0J x 19 / 8.5J x 19	

ENGINE

	2.2 8AT RWD	2.2 8AT AWD
Cylinder config./valves in-line	I4 / 16-VALVE HLA	
Effective capacity	2199 cm ³	
Bore x Stroke	85.4 mm x 96 mm	
Compression ratio	16	
Max. output	147 kW (200 PS) / 3800 rpm	
Max. torque	440 Nm / 2750 rpm	

FUEL CONSUMPTION AND EMISSIONS - WLTP*

	2.2 8AT RWD	2.2 8AT AWD
Combined (low/high – l/100 km)	6.5 / 6.8	7.4 / 7.4
Combined CO ₂ (low/high – g/km)	170 / 178	194 / 194
LOW phase (low/high – l/100 km)	8.8 / 9.3	10.4 / 10.4
MID phase (low/high – l/100 km)	6.6 / 6.8	7.6 / 7.6
HIGH phase (low/high – l/100 km)	5.6 / 5.8	6.4 / 6.4
EXTRA HIGH phase (low/high – l/100 km)	6.4 / 6.7	7.1 / 7.1
LOW phase (low/high – g/km)	231 / 243	272 / 272
MID phase (low/high – g/km)	172 / 179	199 / 199
HIGH phase (low/high – g/km)	146 / 153	167 / 167
EXTRA HIGH phase (low/high – g/km)	167 / 175	186 / 186
CO ₂ -class (combined)	G	
Emission rating	Euro 6D	

PERFORMANCE

	2.2 8AT RWD	2.2 8AT AWD
Acceleration 0–100 km/h	7.4 sec	7.9 sec
Acceleration 80–120 km/h	5.6 sec	6.0 sec
Top speed	230 km/h	
Noise level, moving	69 dB(A)	

*The consumption and emission values shown on the Genesis website are based on the Worldwide Harmonised Light Vehicles Test Procedure (WLTP). Further information on the WLTP measurement procedures can be found at www.genesis.com/de/en/wltp.html. The optional equipment you have selected during configuration may result in your configured model corresponding to a different approved vehicle type than a vehicle without the optional equipment. This may also cause deviations in the values for the configured model.

For more information on official fuel consumption and CO₂ emission data for new cars, please refer to the 'Guide on the Fuel Economy, CO₂ Emissions and Power Consumption of All New Passenger Car Models Offered for Sale on the German Market' published free of charge by DAT Deutsche Automobil Treuhand GmbH, Hellmuth-Hirth-Straße 1, D-73760 Ostfildern, Germany, www.dat.de/co2/.