

# GENESIS GV70



All prices are recommended retail prices of Genesis Motor UK Limited incl. statutory VAT. Additional delivery costs, which vary according to your location, may apply. Model shown is the GV70 Premium and includes options available at an additional cost.

## GENESIS GV70

Model Line

Engine

Colour

Optional Equipment

Model Line	Price OTR <sup>+</sup>	Main standard features
Premium	Diesel 2.2 8AT AWD 148 kW (201 PS) 2HCS / DX1 <b>£42,370</b>  Petrol 2.5T 8AT AWD 223.6 kW (304 PS) L9G1 / GX1 <b>£42,870</b>	<b>Exterior</b> Dual front LED headlamps (low & high projection) • LED Daytime Running Light (DRL) • LED rear stop lamp • LED rear fog lamps • LED rear combination lamp • Lighting backup guidelines • Exterior mirrors electrical adjustment, heated & electrical folding • Upper chrome radiator grille <small>(ONLY AVAILABLE FOR PEARL / METALLIC EXTERIOR COLOR)</small> • Outside door handles chrome coating
		<b>Wheels</b> Front & rear brake ventilated disc • Alloy wheels 19 inch • Tyre pressure monitoring system
		<b>Interior</b> Cup holder center armrest • Black high glossy interior trim • Leather steering wheel • Cloth headlining • Cloth A/B/C pillars • Cloth sunvisor (driver & passenger) • Console storage box • Rear luggage cover
		<b>Seats</b> Leatherette seat cover • Manual headrest adjustment (up/down/back/forth) • Electric Seat Adjustment (driver & passenger) • Driver seat with memory function • Electric lumbar support (driver & passenger) • Electric height adjuster (driver & passenger) • Electric cushion tilt-up (driver & passenger) • 60:40 split back folding
		<b>Safety</b> Driver & passenger airbag • Driver knee airbag • Front thorax & pelvis, rear thorax & side curtain (front & rear) airbag • Centre side (front) airbag • ABS + ESC + DBC + HAC + TSA (Trailer Stability Assist) + MCB (Multi-Collision Brake) • eCall
		<b>Advanced safety</b> SCC (Smart Cruise Control) with stop & start • Rear BCA (Blind-spot Collision-avoidance Assist) • LKA (Lane Keeping Assist) • FCA (Forward Collision-avoidance Assist) (car/pedestrian/bicycle) • ISLA (Intelligent Speed Limit Assist) • MSLA (Manual Speed Limit Assist) • FCA-J (Forward Collision-avoidance Assist - Junction Turning) • LFA (Lane Following Assist)
		<b>Infotainment</b> 14.5 inch screen with navigation and DAB radio • Apple CarPlay & Android Auto • Genesis Connected Services • Steering wheel audio remote control • Bluetooth with voice recognition • Finger print reader authentication • Speakers front & rear door • Tweeter + external AMP + center (front) speaker
<b>Convenience</b> Preview ECS (Electronic Control Suspension) • Electric tilt & telescopic steering wheel with memory function • EPB (Electric Parking Brake) with autohold • ISOFIX child anchor: upper & lower (rear) • Child door lock (auto) • Temporary Mobility Kit (on diesel – temporary spare tyre on petrol) • Auto high beam & dusk sensor • Front side laminated glass • Windshield acoustic film • Smart key & button start • Immobilizer • Central door lock driver, passenger & rear control • 8 inch dashboard cluster TFT display • Paddle shifter • Rear parking sensors • RVM (Rear View Monitor) with dynamic guidelines on screen • Rain sensor • Power outlet for rear (lower center console) • Power outlet for trunk • USB charger console front (2 ports) • USB rear (2 ports) • Front air conditioning with dual zone adjustment • 2nd row heating floor output • Auto window defogger • Console ventilation duct • Seat occupant detection • Electrochromatic inside rear view mirror • Drive mode select • Electric rear tailgate opening & height adjustable • Rear air condition (manual) • Standard rear side + backlite glass • Puddle lamp with logo • Trailer package (wiring only)		

<sup>+</sup> 'On The Road' price includes vehicle, number plates, delivery, first registration fee, first year VED (Vehicle Excise Duty), 5-Year Care Plan and VAT.

Vehicles with a retail price over £40,000 (including paint, options, delivery and packs) when new, pay an additional £335 per year on top of the standard rate of VED, for five years from the start of the second year VED.

Model Line	Price OTR <sup>+</sup>	Luxury includes main standard features above	
Luxury	Diesel 2.2 8AT AWD 148 kW (201 PS) 2HC5 / DX2 <b>£45,970</b>	Exterior	Electrochromatic outside rear view mirror
		Wheels	Alloy wheels 21 inch
	Petrol 2.5T 8AT AWD 223.6 kW (304 PS) L9G1 / GX2 <b>£46,470</b>	Interior	Aluminium interior garnish • Heated steering wheel • Leatherette console box
		Seats	Leatherette dashboard • Leather seat cover • Heated seats (front)
		Convenience	Ambient lightning • Rear air conditioning: auto temp. control (3rd zone) • Premium air filter

Model Line	Price OTR <sup>+</sup>	Sport includes main standard features above	
Sport	Diesel 2.2 8AT AWD 148 kW (201 PS) 2HC5 / DX3 <b>£44,670</b>	Exterior	Chrome coating grille • Black molding bumper • Black roof rack • Black door molding • Black beltline molding • Black skid plate • Electrochromatic outside rear view mirror • Sport specific steering wheel • Metal pedals
		Wheels	Alloy wheels 19 inch • Brake caliper colour red
	Petrol 2.5T 8AT AWD 223.6 kW (304 PS) L9G1 / GX3 <b>£45,170</b>	Interior	Aluminium interior garnish • Heated steering wheel • Leatherette console box
		Seats	Leatherette dashboard • Partial leather seats • Heated seats (front)
		Convenience	Ambient lightning • Rear air conditioning: auto temp. control (3rd zone) • Premium air filter • Rear side & backlite privacy glass

<sup>+</sup> 'On The Road' price includes vehicle, number plates, delivery, first registration fee, first year VED (Vehicle Excise Duty), 5-Year Care Plan and VAT.

Vehicles with a retail price over £40,000 (including paint, options, delivery and packs) when new, pay an additional £335 per year on top of the standard rate of VED, for five years from the start of the second year VED.

# COLOURS AND TRIM

## EXTERIOR COLOURS – PREMIUM

Solid	Metallic			Pearl	Pearl Metallic	Matte		
Alta White £0	Savile Silver £750	Makalu Gray £750	Capri Blue £750	Storr Green £750	Uyuni White £750	Vik Black £750	Makalu Gray £1,130	Storr Green £1,130

## EXTERIOR COLOURS – LUXURY


Solid	Metallic			Pearl	Pearl Metallic	Matte		
Alta White £0	Savile Silver £750	Makalu Gray £750	Capri Blue £750	Storr Green £750	Uyuni White £750	Vik Black £750	Makalu Gray £1,130	Storr Green £1,130

## EXTERIOR COLOURS – SPORT


Solid	Metallic			Pearl	Pearl Metallic	Matte				
Alta White £0	Savile Silver £750	Makalu Gray £750	Capri Blue £750	Mauna Red £750	Storr Green £750	Uyuni White £750	Vik Black £750	Matterhorn White £1,130	Makalu Gray £1,130	Storr Green £1,130

# COLOURS AND TRIM

## INTERIOR COLOURS



## TRIM



Some illustrations show optional equipment.




WHEELS AND TYRES



19" Alloy  
Light Metallic  
Premium Standard



19" Alloy  
Dark Hyper Silver  
Sport Standard



Summer  
Pilot Sport 4 SUV  
235/55 R19 105 W

**MICHELIN** 475332  
235/55R19 105 W C1

A	A
B	B
C	C
D	D
E	E

72 dB  
ABC


2020/740



21" Alloy  
Dark Sputtering  
Luxury Standard  
Premium Optional



21" Alloy  
Dark Sputtering  
Sport Optional



Summer  
Pilot Sport 4 SUV  
255/40 R21 102 Y

**MICHELIN** 871173  
255/40R21 102 Y C1

A	A
B	B
C	C
D	D
E	E

72 dB  
ABC

2020/740

## OPTIONAL EQUIPMENT

### Available extras and packs

<b>Premium, Luxury &amp; Sport</b>	<b>Innovation Pack</b>	Reverse PCA (Parking Collision-avoidance Assist) • Dual front LED headlamps (low & high projection) with adaptive driving beam • 12.3 inch dashboard cluster 3D TFT display • Head-up display • FCA-JX (Forward Collision-avoidance Assist - Junction turning & crossing) • RSPA (Remote Smart Parking Assist) • Front parking sensors • SVM (Surround View Monitor) • Advanced seat occupant detection with radar sensor • BVM (Blind-spot View Monitor) • HDA II (Highway Drive Assist) • Wireless phone charger	<b>£4,190</b>
	<b>Wheels</b>	Alloy wheels 21 inch	<b>£1,310</b>
	<b>e-LSD</b>	Electronic limited slip differential	<b>£450</b>
	<b>Sunroof</b>	Electric panoramic sunroof • Personal lamp (LED)	<b>£1,460</b>
<b>Additional options only for Premium</b>	<b>Convenience Pack</b>	Electrochromatic outside rearview mirror • Heated seats (front) • Ambient lighting • Heated steering wheel • Rear air condition: auto temp. control (3rd zone) • Premium air filter	<b>£1,440</b>
<b>Additional options only for Luxury &amp; Sport</b>	<b>Comfort Seat Pack</b>	Ergo motion seats (driver & passenger) (massage function) • Electric lumbar support for (passenger) • Electric cushion extension (driver & passenger) • Electric side bolster (driver & passenger) • Lower cushion air support system (driver) • Ventilated seats (front) • Touch power seat adjustment switch	<b>£1,690</b>
	<b>Lexicon Audio System</b>	Lexicon audio system • Speakers rear quarter	<b>£790</b>
	<b>Interior trim</b>	Backlight interior garnish	<b>£250</b>
	<b>2nd row Comfort Seat Pack</b>	Laminated rear glass • Heated seats (rear) • Manual rear side curtain • A/C inverter (220 V)	<b>£600</b>
<b>Additional options only for Luxury</b>	<b>Nappa Leather Seat Pack</b>	Nappa leather seat cover • Suede headlining • Suede A/B/C pillars • Suede sunvisor (driver & passenger)	<b>£2,350</b>
<b>Additional options only for Sport</b>	<b>Nappa Leather Seat Pack</b>	Nappa leather seat cover • Quilting for seats • Suede headlining • Suede A/B/C pillars • Suede sunvisor (driver & passenger)	<b>£2,750</b>
	<b>Interior trim</b>	Carbon fiber interior garnish	<b>£250</b>
	<b>Brake Caliper Black</b>	Brake caliper colour black	<b>£280</b>
	<b>Wheels</b>	Alloy wheels 21 inch	<b>£1,310</b>

# TECHNICAL SPECIFICATIONS

## BODY

	2.2D 8AT AWD	2.5T 8AT AWD
No. of doors / seats	4 / 5	
Length / Width / Height (running order)	4715 mm / 1910 mm / 1630 mm	
Wheelbase	2875 mm	
Track, front / rear	1649 mm / 1641 mm	
Overhang, front / rear	845 mm / 995 mm	
Minimum ground clearance	185 mm	
Minimum turning circle	11.50 m	
Fuel tank capacity	66 l	
Mass in running order (minimum)	2020 kg	1985 kg
Max. laden mass	2545 kg	2500 kg
Max. mass on each axle, front / rear	1295 kg / 1450 kg	
Max. trailer load, braked	2500 kg	
Max. trailer load, unbraked	750 kg	
Luggage comp. capacity (VDA)	542 l	
Coefficient of drag	0.32	

## TRANSMISSION

	2.2D 8AT AWD	2.5T 8AT AWD
Transmission Type of Gearbox	8 speed automatic	
Gear ratios: I	3.964	
Gear ratios: II	2.468	
Gear ratios: III	1.610	
Gear ratios: IV	1.176	
Gear ratios: V	1.000	
Gear ratios: VI	0.832	
Gear ratios: VII	0.652	
Gear ratios: VIII	0.565	
Gear ratios: Rev	2.273	

## DRIVING DYNAMICS AND SAFETY

	2.2D 8AT AWD	2.5T 8AT AWD
Suspension type, front	Macpherson Strut	
Suspension type, rear	Multi Link	
Brake type, front	19 inch disc, $\Phi$ 360 mm	
Brake type, rear	18 inch disc, $\Phi$ 345 mm	
Steering ratio	13.9	
Tyres, front / rear	235/55 R19 / 235/55 R19 255/40 R21 / 255/40 R21	
Rims, front / rear	8.0J x 19 / 8.0J x 19 9.0J x 21 / 9.0J x 21	

## ENGINE

	2.2D 8AT AWD	2.5T 8AT AWD
Cylinder config./valves in-line	I4 / 16-VALVE HLA	
Effective capacity	2151 cm <sup>3</sup>	2497 cm <sup>3</sup>
Bore x Stroke	83.0 mm x 99.4 mm	88.5 mm x 101.5 mm
Compression ratio	16	10.5
Max. output	148 kW (201 PS) / 3800 rpm	223.6 kW (304 PS) / 5800 rpm
Max. torque	440 Nm / 2750 rpm	421.7 Nm / 4000 rpm

## FUEL CONSUMPTION AND EMISSIONS - WLTP\*

	2.2D 8AT AWD	2.5T 8AT AWD
Combined mpg (l/100 km)	37.0 – 39.0 (7.6 – 9.2)	27.9 – 29.7 (10.1 – 9.5)
Combined CO <sub>2</sub> g/km	200 – 190	230 – 216
Low mpg (l/100 km)	27.0 – 30.5 (10.5 – 9.3)	18.7 – 19.3 (15.1 – 14.7)
Mid mpg (l/100 km)	37.1 – 38.5 (7.6 – 7.3)	28.3 – 30.5 (10.0 – 9.3)
High mpg (l/100 km)	43.4 – 45.8 (6.5 – 6.2)	33.1 – 35.9 (8.5 – 7.9)
Extra High mpg (l/100 km)	37.4 – 38.3 (7.5 – 7.4)	29.2 – 31.0 (9.7 – 9.1)
Emission rating	Euro 6D	

## PERFORMANCE

	2.2D 8AT AWD	2.5T 8AT AWD
Acceleration 0–100 km/h	7.9 sec	6.1 sec
Acceleration 80–120 km/h	6.3 sec	4.4 sec
Top speed	133 mph	149 mph
Noise level, moving	68 dB(A)	

\*The Fuel consumption and emission values provided on this website are calculated using the Worldwide Harmonised Light Vehicles Test Procedure (WLTP). WLTP is a legally prescribed procedure for measuring Fuel consumption and CO<sub>2</sub> emissions under more realistic conditions than its predecessor, the New European Driving Cycle (NEDC). For vehicles newly type-approved since January 1, 2021, the official data only exists according to WLTP. Since the test conditions are more realistic, the Fuel consumption and CO<sub>2</sub> emission values measured under WLTP are often higher than those measured under NEDC.